

■ SEAT BELT

1. General

The following types of seat belts are provided.

Seat Position		Seat Belt Type	Remarks
Front Seat	Driver	3-point ELR* ¹	Electrical Sensing Type Pretensioner, 2-step Force Limiter
	Front Passenger	3-point ELR* ¹ & ALR* ²	
Rear No. 1 Seat		3-point ELR* ¹ & ALR* ²	—
Rear No. 2 Seat		3-point ELR* ¹ & ALR* ²	—

*¹: Emergency Locking Retractor

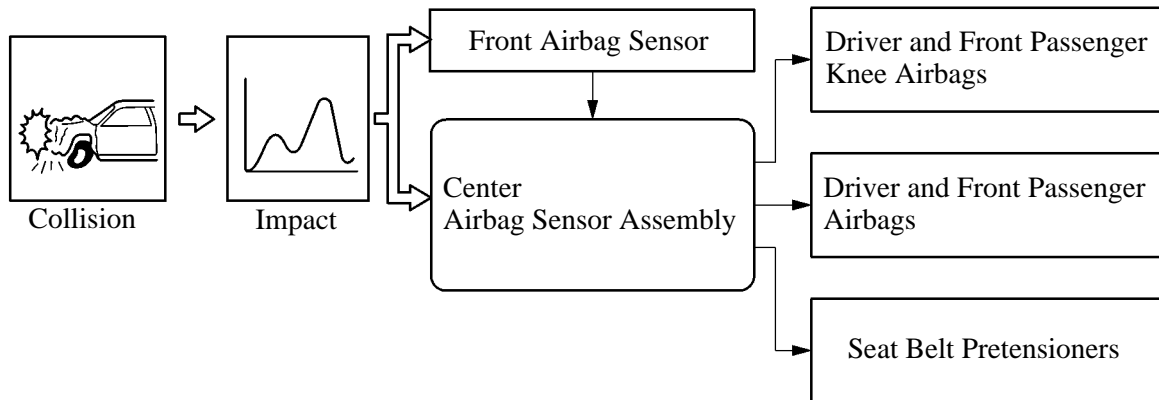
*²: Automatic Locking Retractor

2. Pretensioner and Force Limiter

In accordance with the ignition signal from the center airbag sensor assembly, the seat belt pretensioner is activated simultaneously with the deployment of the SRS airbags for the driver and front passenger.

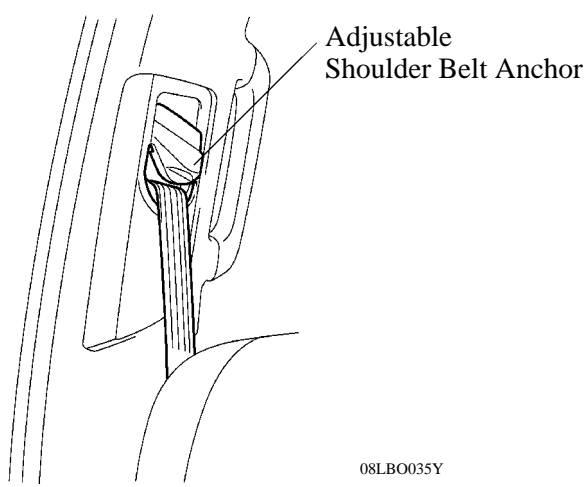
In the beginning of the collision if the tension of the seat belt applied to the occupant reaches a predetermined level, the force limiter is activated to control the force.

► Front Airbag Operation ◀

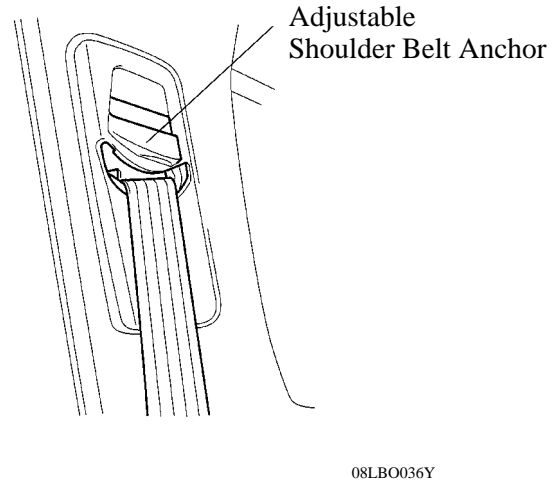


3. Shoulder Belt Anchor

A pillar-built-in adjustable shoulder belt anchor has been provided on the front seat belts and rear No. 1 outside seat belt to enhance safety and improve appearances.



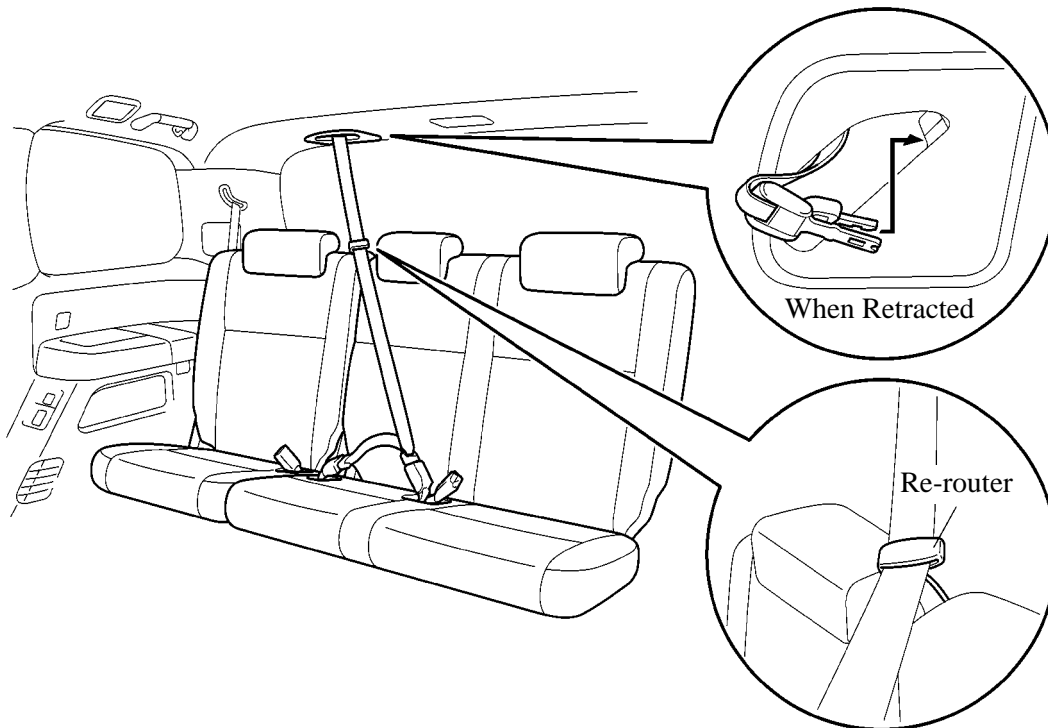
Front Seat Belt



Rear No. 1 Seat Belt

4. Rear No. 2 Center Seat Belt

- A 3-point seat belt is provided for the rear No. 2 center seat and a belt retraction box is located in the roof, thus realizing an excellent appearance and the usability of the seat when the seat belt is not used.
- A re-router is used for the center seat to secure comfort when a passenger wears the seatbelt.



08LBO037Y